


Enriching the lives of aging adults living in our community by providing services that enhance the dignity and quality of their lives.

JULY 2022 IMPACT REPORT

“When the hospital closed, it was the first time since my twenties I was without a job- I was scared of what my life would be. The meals are not only delicious, but they also give me a reason to get up, get dressed, and get out of the house.” - Noon Meal Participant



5,058

Meals to

466
People

CV **3,758**
DT **1,300**

MEALS **155**
DELIVERED




9,520

Pounds of produce

61
Senior Boxes

15
Pet Pantry



6,254

Visits by

592
People

CV **198**
DT **75**
AVG. DAILY ATTENDANCE




50

Activities

592
People


854
Hrs. of low cost exercise



1,003

Requests for I&A

46
Helped with One-On-One Support



9

Homeless Hurricane Ida

10
Homeless 50+

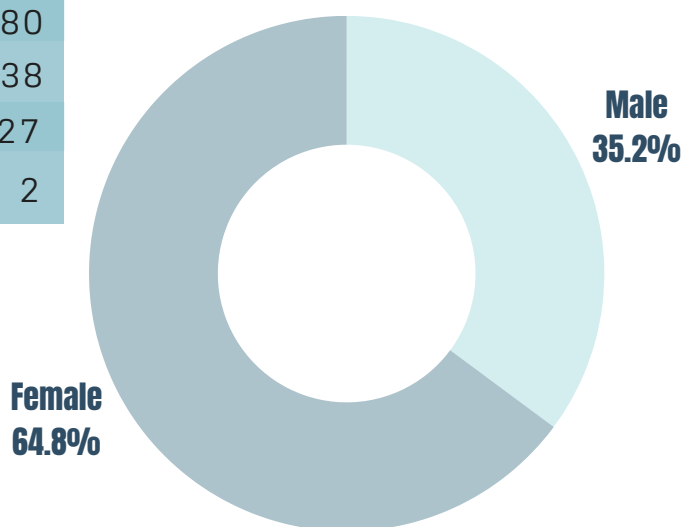
70
Case Mgmt.

BY THE NUMBERS

UNDER 50	29
50-59	32
60-69	178
70-79	180
80-89	138
90-99	27
100+	2

LIVING ALONE
340

LIVING IN POVERTY
127



ZIP CODES

COATESVILLE (19320)	351
DOWNINGTOWN (19335)	104
EXTON (19341)	29
WEST CHESTER (19380/82)	23
PARKESBURG (19365)	18
HONEYBROOK (19344)	16
CHESTER SPRINGS (19425)	14
GLENMOORE (19343)	7

ETHNICITIES

AMERICAN INDIAN	4
ASIAN	11
BLACK/AA	200
NON-MINORITY	239
WHITE HISPANIC	32
UNKNOWN	6