






Enriching the lives of older adults living within our community by providing services that enhance the dignity and quality of their lives.

## DECEMBER 2022 IMPACT REPORT

“My daughter made me come to the Downingtown Campus - I wanted nothing to do with those old people. Now, you can't keep me away - I love this place, and these people! PS, I am 78 and I am NOT old.” - Downingtown Campus Guest



<b>4,078</b>
Meals to
<b>454</b>
Guests
CV 3,033
DT 1045
MEALS 175
DELIVERED

<b>8,325</b>
Pounds of produce
<b>34</b>
Senior Boxes
<b>8</b>
Pet Pantry Visits

<b>4,705</b>
Visits by
<b>596</b>
Guests
CV 201
DT 81
AVG. DAILY ATTENDANCE

<b>48</b>
Activities
<b>596</b>
Guests
<b>28</b>
Hrs. of low cost exercise

<b>717</b>
Requests for I&A
<b>18</b>
Helped with One-On-One Support

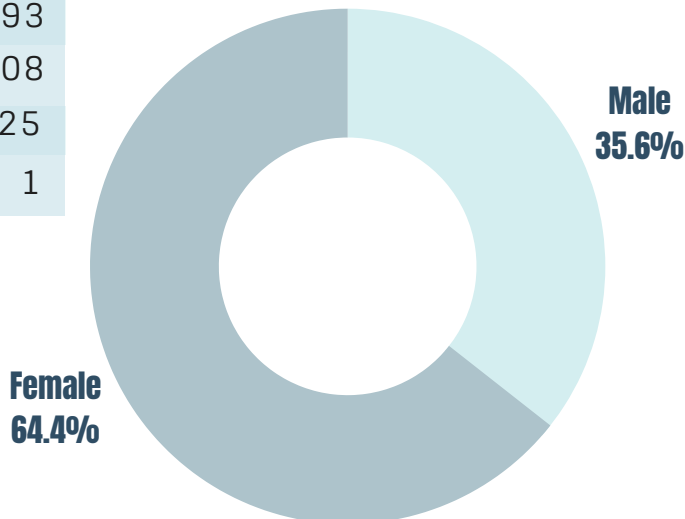
<b>31</b>
Total Case Mgmt.
<b>15</b>
Hurricane Ida Survivors
<b>4</b>
Homelessness
<b>63</b>
ERAP clients

## BY THE NUMBERS

UNDER 50	29
50-59	37
60-69	195
70-79	193
80-89	108
90-99	25
100+	1

LIVING ALONE  
**335**

LIVING IN POVERTY  
**132**



### ZIP CODES

COATESVILLE (19320)	352
DOWNINGTOWN (19335)	110
EXTON (19341)	24
PARKESBURG (19365)	25
WEST CHESTER (19380/82)	16
HONEYBROOK (19344)	15
CHESTER SPRINGS (19425)	13
GLENMOORE (19343)	7

### RACE

AMERICAN INDIAN	3
ASIAN	11
BLACK/AA	218
HAWAIIAN/P.A	1
NON-MINORITY	337
WHITE HISPANIC	22
UNKNOWN	0